

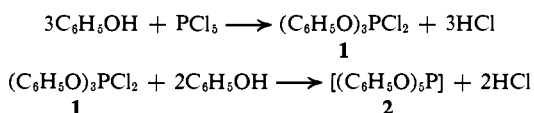
# Pentaphenoxyphosphorane

Fausto Ramirez,<sup>1</sup> A. J. Bigler, and C. P. Smith

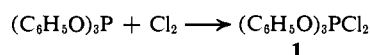
Contribution from the Department of Chemistry, State University of New York at Stony Brook, Stony Brook, New York 11790. Received January 5, 1968

**Abstract:** Attempts to prepare pentaphenoxyphosphorane by the procedures described by Anschütz, *et al.*, in 1927 and by Zhmurova and Kirsanov in 1959 failed. These procedures led to mixtures of dichlorotriphenoxyphosphorane,  $(C_6H_5O)_3PCl_2$ , and other materials. Authentic pentaphenoxyphosphorane,  $\delta^{31}P + 85.6$  ppm *vs.*  $H_3PO_4$ , was made in two stages: (1) 1 mol of phosphorus pentachloride was added to a hexane solution containing 5 mol of  $\gamma$ -collidine; (2) the resulting adduct was treated with a benzene solution containing 5 mol of phenol. Both reactions were carried out at  $0^\circ$ . Treatment of pentaphenoxyphosphorane with hydrogen chloride gave dichlorotriphenoxyphosphorane and phenol. The course of the reactions of phosphorus pentachloride with phenol and with triphenyl phosphite, under various experimental conditions, was studied by means of  $^{31}P$  nuclear magnetic resonance spectrometry.

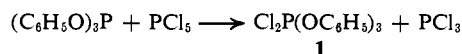
In 1927, Anschütz<sup>2</sup> and his coworkers described the first preparation of pentaphenoxyphosphorane (2), a new type of organic compound with pentavalent phosphorus. The synthesis involved two steps: (1) the reaction of 3 mol of phenol with 1 mol of phosphorus pentachloride at  $140^\circ$  to give dichlorotriphenoxyphosphorane (1), (2) the reaction of dichlorotriphenoxyphosphorane (1) with 2 additional mol of phenol at  $25^\circ$  to give the assumed pentaphenoxyphosphorane (2). The melting point given was  $46$ – $52^\circ$ ; elemental analysis and molecular weight were provided.



The preparation of dichlorotriphenoxyphosphorane (1) from the reaction of phenol with phosphorus pentachloride had been first described by Autenrieth<sup>3</sup> in 1908. Previously, Anschütz, *et al.*,<sup>4</sup> had made 1 by chlorination of triphenyl phosphite. This reaction was later reinvestigated in detail by Rydon and coworkers.<sup>5</sup>



In 1959, Zhmurova and Kirsanov<sup>6</sup> reported the confirmation of Anschütz's<sup>2</sup> preparation of pentaphenoxyphosphorane (2). The Russian authors<sup>6</sup> gave the melting point of  $80$ – $90^\circ$ , but furnished no elemental analysis or any other proof of structure. Dichlorotriphenoxyphosphorane (1), in this case, was made from the reaction of phosphorus pentachloride with triphenyl phosphite.



This paper shows that the procedures described by Anschütz and his coworkers<sup>2</sup> and by Zhmurova and

(1) This investigation was supported by U. S. Public Health Service Grant No. CA-04769 and by the National Science Foundation Grant GP-6690-Y.

(2) L. Anschütz, H. Boedeker, W. Broeker, and F. Wenger, *Ann.*, **454**, 71 (1927).

(3) W. Autenrieth and A. Geyer, *Ber.*, **41**, 151 (1908).

(4) (a) R. Anschütz and W. O. Emery, *Ann.*, **239**, 312 (1887); (b) *ibid.*, **253**, 112 (1889).

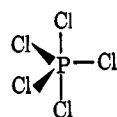
(5) (a) D. G. Coe, S. R. Landauer, and H. R. Rydon, *J. Chem. Soc.*, 2281 (1954); (b) H. N. Rydon and B. L. Tonge, *ibid.*, 3043 (1956).

(6) I. N. Zhmurova and A. V. Kirsanov, *J. Gen. Chem. USSR*, **29**, 1668 (1959).

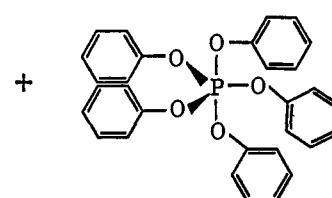
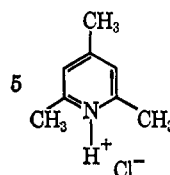
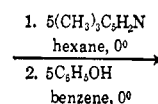
Kirsanov<sup>6</sup> do not, in fact, lead to pentaphenoxyphosphorane (2). An authentic sample of this material can, however, be prepared by a different procedure. This paper describes also a study of the reaction of phosphorus pentachloride with various mole ratios of phenol and of triphenyl phosphite. The main analytical tool employed was high-resolution  $^{31}P$  nmr spectrometry.

## Results

**Pentaphenoxyphosphorane (2).** An authentic sample of this material was obtained by the following two-stage procedure. (1) Phosphorus pentachloride was added to a hexane solution of 5 molar equiv of  $\gamma$ -collidine at  $0^\circ$ . (2) A benzene solution containing 5 molar equiv of phenol was slowly added to this mixture at  $0^\circ$ .



$\delta^{31}P + 80.9$  ppm (in  $CH_2Cl_2$ )



2,  $\delta^{31}P + 85.6$  (in  $CH_2Cl_2$ ) and  
+ 85.7 ppm (in benzene)

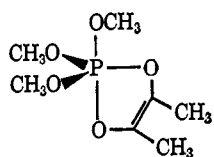
The structure of pentaphenoxyphosphorane (2) was based on (1) the elemental analysis and (2) the large positive value<sup>7</sup> of the  $^{31}P$  nmr shift relative to  $H_3PO_4$ . The  $^1H$  nmr and the infrared spectra were also consistent with this structure. The molecule is drawn as a trigonal bipyramid with the phosphorus at its center, by analogy with the structure of a related five-membered cyclic pentaoxyphosphorane (3) which was determined by X-ray diffraction techniques.<sup>8</sup>

(7) (a) F. Ramirez, *Pure Appl. Chem.*, **9**, 337 (1964); (b) F. Ramirez, *Bull. Soc. Chim. France*, 2443 (1966).

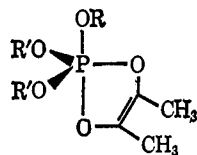
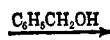
(8) (a) W. C. Hamilton, S. J. LaPlaca, F. Ramirez, and C. P. Smith, *J. Am. Chem. Soc.*, **89**, 2268 (1967); (b) R. D. Spratley, W. C. Hamilton, and S. J. Ladell, *ibid.*, **89**, 2272 (1967).



Nucleophilic substitution of the alkoxy groups attached to the phosphorus in five-membered cyclic oxyphosphoranes by reactions with alcohols have been reported recently.<sup>20</sup>

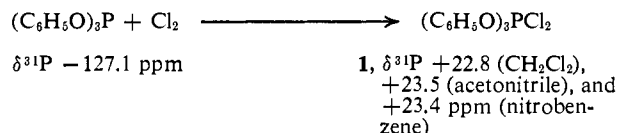


8,  $\delta^{31}\text{P} + 48.9$  ppm



9, R =  $\text{CH}_2\text{C}_6\text{H}_5$ ; R' =  $\text{CH}_3$ ;  $\delta^{31}\text{P} + 49.8$  ppm  
 10, R =  $\text{CH}_3$ ; R' =  $\text{CH}_2\text{C}_6\text{H}_5$ ;  $\delta^{31}\text{P} + 50.6$  ppm  
 11, R = R' =  $\text{CH}_2\text{C}_6\text{H}_5$ ;  $\delta^{31}\text{P} + 51.3$  ppm

**Reinvestigation of Previously Reported Syntheses of Dichlorotriphenoxyphosphorane (1).** The addition of chlorine to triphenyl phosphite in hexane solution<sup>4,5</sup> yielded a colorless precipitate. We have been unable to purify this material to the point at which its elemental analysis agrees with that of  $(\text{C}_6\text{H}_5\text{O})_3\text{PCl}_2$ . All that can be said about this substance is that, in  $\text{CH}_2\text{Cl}_2$  solution, it gives only one signal in the  $^{31}\text{P}$  nmr spectrum. The chemical shift does not vary significantly in several solvents. The shift appears to be identical with the shift of the substance made by the action of HCl on pentaphenoxyphosphorane (2) in  $\text{CH}_2\text{Cl}_2$  solution. The action of chlorine on triphenyl phosphite in various solvents seems to result in complex phenomena now under investigation.



It is of interest to compare the  $^{31}\text{P}$  nmr shift of the material regarded as dichlorotriphenoxyphosphorane (1) with that of  $\text{PCl}_5$ . We have verified the previously reported<sup>21-25</sup> values of the latter in those solvents in which it appears to exist in a nonionic form:  $+80.9$  ( $\text{CH}_2\text{Cl}_2$ ),  $+81.1$  ( $\text{CCl}_4$ ),  $+81.3$  (benzene), and  $+80.9$  ( $\text{CS}_2$ ) ppm. Crystalline  $\text{PCl}_5$  is known<sup>21a,b</sup> to give two

3, 1748 (1964); (b) J. E. Griffith, R. P. Carter, Jr., and R. R. Holmes, *J. Chem. Phys.*, **41**, 863 (1964); (c) R. Schmutzler, *Advan. Fluorine Chem.*, **5**, 31 (1965); (d) D. S. Payne, "Topics in Phosphorus Chemistry," Vol. 4, Interscience Publishers, New York, N. Y., 1967, p 85; R. J. Gillespie, *J. Chem. Educ.*, **40**, 295 (1963).

(20) F. Ramirez, K. Tasaka, N. B. Desai, and C. P. Smith, *J. Am. Chem. Soc.*, **90**, 751 (1968).

(21) (a) E. R. Andrew, A. Bradbury, R. G. Eades, and G. J. Jenks, *Nature*, **188**, 1096 (1960); (b) E. R. Andrew and V. T. Wynn, *Proc. Roy. Soc. (London)*, **A291**, 257 (1966); (c) L. S. Groenweghe, *J. Chem. Eng. Data*, **7**, 307 (1962); (d) D. Hellwinkel, *Chem. Ber.*, **98**, 576 (1965); (e) M. Becke-Goehring and W. Weber, *Z. Anorg. Allgem. Chem.*, **339**, 281 (1965).

(22) (a) H. S. Gutowsky and D. W. McCall, *J. Chem. Phys.*, **22**, 162 (1954); (b) H. Finegold, *Ann. N. Y. Acad. Sci.*, **70**, 875 (1958).

(23) N. Mueller, P. C. Lauterbur, and J. Goldenson, *J. Am. Chem. Soc.*, **78**, 3556 (1956).

(24) J. H. Letcher and J. R. Van Wazer, *J. Chem. Phys.*, **44**, 815 (1966).

(25) A. G. Pinkus, P. G. Waldrop, and S. Y. Ma, *J. Heterocyclic Chem.*, **2**, 357 (1965).

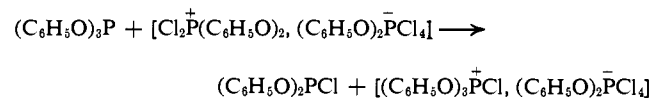
signals,  $-96$  and  $+281$  ppm, attributed to the ions  $\text{PCl}_4^+$  and  $\text{PCl}_6^-$ , respectively. Related ions with hexacoordinated phosphorus have been detected in solutions by  $^{31}\text{P}$  nmr spectrometry.<sup>26</sup> Chlorinated tertiary phosphines are reported to exist as the ions  $\text{R}_3\text{PCl}^+\text{Cl}^-$  in certain solvents.<sup>27</sup>

The reaction of 3 mol of phenol with 1 mol of  $\text{PCl}_5$  as described<sup>2,3</sup> gave a material whose  $^{31}\text{P}$  nmr spectrum in  $\text{CH}_2\text{Cl}_2$  solution exhibited two signals. One of these was at  $\delta +22.7$  ppm corresponding to the dichlorophosphorane 1. The other was at  $+296.8$  ppm and must be due to hexacoordinated phosphorus; probably it is associated with either  $(\text{C}_6\text{H}_5\text{O})\text{P}-\text{Cl}_3\text{H}^+$  (12) or  $(\text{C}_6\text{H}_5\text{O})_2\text{P}-\text{Cl}_2\text{H}^+$  (13) although  $\text{P}-\text{Cl}_3\text{H}^+$  is not entirely excluded. These species, 12 and 13, are the products of the addition of HCl to  $(\text{C}_6\text{H}_5\text{O})\text{PCl}_4$  (14) and  $(\text{C}_6\text{H}_5\text{O})_2\text{PCl}_3$  (15), respectively. It was found that HCl did not change the  $^{31}\text{P}$  nmr shift of the assumed  $(\text{C}_6\text{H}_5\text{O})_3\text{PCl}_2$  (1); i.e., the species  $(\text{C}_6\text{H}_5\text{O})_3\text{P}-\text{Cl}_3\text{H}^+$  was not detected. These assignments are speculative at this time.

The reaction of 5 mol of phenol with 1 mol of  $\text{PCl}_5$  at  $25^\circ$ , in the absence of solvent, gave a material whose  $^{31}\text{P}$  nmr spectrum varied somewhat with time. When the material was examined in  $\text{CH}_2\text{Cl}_2$  solution, after 15 min, one signal was observed at  $+27.7$  ppm. If the same material was kept 72 hr at  $25^\circ$ , or 3 hr at  $140^\circ$ , in the absence of solvent, the spectrum gave one signal at  $+22.8$  ppm, as before, in  $\text{CH}_2\text{Cl}_2$ . Possible explanations for these changes are being investigated.

The reaction of equimolar amounts of triphenyl phosphite and  $\text{PCl}_5$  as described<sup>6</sup> gave a mixture of the assumed dichlorotriphenoxyphosphorane (1) and  $\text{PCl}_3$ , according to the  $^{31}\text{P}$  nmr spectrum. In addition we noted significant amounts of the species with  $\delta^{31}\text{P} + 296.8$  ppm.

When an excess of triphenyl phosphite was allowed to react with  $\text{PCl}_5$ , a very complex reaction mixture was produced. In addition to triphenyl phosphite and the assumed dichlorophosphorane (1), there were two materials whose  $^{31}\text{P}$  nmr shifts corresponded to diphenylphosphorochloridite,  $(\text{C}_6\text{H}_5\text{O})_2\text{PCl}$ , and phenylphosphorodichloridite,  $(\text{C}_6\text{H}_5\text{O})\text{PCl}_2$ . The mixture had also the material responsible for the shift at  $+296.5$  ppm, but contained no  $\text{PCl}_3$ . These replacements of phenoxy groups by chlorines could involve intermediates with tetravalent and pentavalent phosphorus, the key step being



**Reinvestigations of the Procedures Given by Anschütz, et al.,<sup>2</sup> and by Kirsanov, et al.,<sup>6</sup> for the Synthesis of Pentaphenoxyphosphorane.** The reactions described by these two groups of investigators were repeated in the manner given in the Experimental Section. It was shown conclusively that pentaphenoxyphosphorane was not a constituent of the reaction mixtures which were produced by these methods.

(26) (a) G. S. Reddy and R. Schmutzler, *Inorg. Chem.*, **5**, 164 (1966); (b) R. R. Holmes, *J. Chem. Educ.*, **40**, 125 (1963); (c) H. R. Allcock, *J. Am. Chem. Soc.*, **86**, 2591 (1964).

(27) G. A. Wiley and W. R. Stine, *Tetrahedron Letters*, 2321 (1967).

## Discussion

In 1957, we reported<sup>28</sup> that the phosphorus of trialkyl phosphites had a tendency to attack the carbonyl oxygen of *p*-quinones. The products were the alkyl ethers of *p*-quinol phosphates, which were formed from the unstable dipolar ion intermediates. This procedure was exploited as a new approach to the pentaoxyphosphoranes. The latter resulted when the *o*-quinones, rather than the *p*-quinones, were allowed to react with trialkyl phosphites.<sup>9</sup> In this manner five-membered cyclic oxyphosphoranes like 3–5 were first prepared. The pentavalency of the phosphorus in the oxyphosphoranes was first deduced<sup>7,9</sup> from the <sup>31</sup>P nmr and the infrared spectra and was later confirmed by X-ray analysis.<sup>8</sup> Related oxyphosphoranes were prepared from the reactions of trialkyl phosphites with  $\alpha$ -diketones,  $\alpha$ -ketoaldehydes, and vicinal triketones.<sup>7,29</sup> Many other 2,2,2-trialkoxy-2,2-dihydro-1,3,2-dioxaphospholenes and 2,2,2-trialkoxy-2,2-dihydro-1,3,2-dioxaphospholanes have been made by this procedure.<sup>29</sup>

Birum and Dever<sup>30</sup> also described the preparation of 2,2,2-trialkoxy-2,2-dihydro-1,3,2-dioxaphospholenes from the reactions of trialkyl phosphites with  $\alpha$ -diketones.

Kukhtin<sup>31</sup> and his coworkers have described reactions of trialkyl phosphites with  $\alpha$ -diketones. They have proposed a variety of structures for their products, later shown to be incorrect. However, in some of their later papers, they have reformulated some of their structures as cyclic pentaoxyphosphoranes.

The present investigation demonstrates conclusively that the early reports<sup>2,6</sup> of the preparation of pentaphenoxyphosphorane (2) were unfounded.

## Experimental Section

The analysis were performed by the Schwarzkopf Microanalytical Laboratories, Woodside, N. Y. The instrumentation was described previously.<sup>32</sup> All <sup>31</sup>P nmr shifts are given in parts per million (ppm) from 85% H<sub>3</sub>PO<sub>4</sub> as 0; they were measured at 40.5 Mcps.

**Pentaphenoxyphosphorane (2).** Phosphorus pentachloride (3.38 g, 16.3 mmol) was added in small portions to a solution of  $\gamma$ -collidine (9.86 g, 81.6 mmol) in hexane (45 ml) at 0° over a 2-min period. The off-white suspension was treated very slowly at 0° with a solution of phenol (7.65 g, 81.6 mmol) in benzene (15 ml). The addition was effected over a 2-hr period, and the mixture was kept an additional 3 hr at 0°. The mixture was filtered under N<sub>2</sub> through a sintered-glass funnel. An aliquot of this solution was concentrated at 10 mm, and the solution was analyzed by <sup>31</sup>P nmr spectrometry. The main component was pentaphenoxyphosphorane (2),  $\delta^{31}\text{P} + 85.6$  ppm. In addition, there was a weak signal at +17.9 ppm which could be due to triphenyl phosphate.

The filtrate was freed from solvent at 25° (25 mm), and the residue was treated with hexane (20 ml) and filtered. The crude penta-

phenoxyphosphorane (2) (3.5 g, mp 87–88°) was recrystallized from hexane to give material, mp 103–104°;  $\delta^{31}\text{P} + 85.7$  (benzene), +85.4 (CDCl<sub>3</sub>), and +86.2 ppm (diethyl ether). The <sup>1</sup>H nmr had a complex aromatic signal centered at  $\tau$  2.98. The infrared spectrum (CH<sub>2</sub>Cl<sub>2</sub>) had bands at ( $\mu$ ) 6.28, 6.72, 8.15–8.30, 8.60, 9.35, 9.75, 10.5, and 12.6.

*Anal.* Calcd for C<sub>30</sub>H<sub>25</sub>O<sub>5</sub>P: C, 72.6; H, 5.1; P, 6.2. Found: C, 72.1; H, 5.2; P, 5.8.

**Reaction of Pentaphenoxyphosphorane (2) with Hydrogen Chloride.** A solution of pentaphenoxyphosphorane (2) (1.2 g) in methylene chloride (5 ml) was treated at 0° with an excess of hydrogen chloride gas. The solution contained only one <sup>31</sup>P nucleus with  $\delta^{31}\text{P} + 22.6$  ppm, which corresponds to (C<sub>6</sub>H<sub>5</sub>O)<sub>5</sub>PCl<sub>2</sub> (1); *vide infra*. Removal of the solvent left a mixture of the dichlorophosphorane 1 and phenol.

**Reaction of 3 Mol of Phenol with 1 Mol of Phosphorus Pentachloride. Procedure of Autenrieth<sup>3</sup> and Anschütz.<sup>2</sup>** Phosphorus pentachloride (9.8 g, 47 mmol) was added in five portions to phenol (13.3 g, 141 mmol) at 25° over 0.5 hr. The mixture was kept 3 hr at 140° under a stream of N<sub>2</sub> until no more hydrogen chloride was evolved. An aliquot of this mixture contained two kinds of phosphorus nuclei in the approximate ratio of 1.5:1 with  $\delta^{31}\text{P} + 22.7$  and +296.8 ppm, respectively (in CH<sub>2</sub>Cl<sub>2</sub>).

The mixture became solid, but attempts at recrystallization from benzene, or benzene–hexane, failed. The crude material was analyzed, as had been done by previous investigators. Our results follow: *Anal.* Calcd for (C<sub>6</sub>H<sub>5</sub>O)<sub>3</sub>PCl<sub>2</sub>: C, 56.9; H, 4.0; Cl, 18.6. Calcd for (C<sub>6</sub>H<sub>5</sub>O)<sub>4</sub>PCl: C, 65.7; H, 4.6; Cl, 8.1. Found: C, 59.4; H, 4.4; Cl, 13.5.

Autenrieth<sup>3</sup> had reported that his analogous preparation had Cl, 18.1%.

**Attempts to Prepare Pentaphenoxyphosphorane by the Method of Anschütz.<sup>4</sup>** Phenol (4.32 g, 46 mmol) was added at once to the material made from 3 mol of phenol and 1 mol of PCl<sub>5</sub> as described above (6.45 g, 23 mmol; addition temperature 25°). The liquid mixture was kept 5 hr at 25° under a stream of N<sub>2</sub> until no more HCl was evolved. An aliquot was dissolved in CH<sub>2</sub>Cl<sub>2</sub>, and the solution was found to contain one <sup>31</sup>P nucleus,  $\delta + 22.6$  ppm.

The reaction mixture was only semisolid at 30°. It was analyzed as had been done by Anschütz, *et al.*<sup>2</sup> Our results were C, 69.1; H, 5.2; Cl, 5.3. The previous investigators<sup>2</sup> regarded this material as pentaphenoxyphosphorane and reported for it the melting point of 46–52° and the correct elemental analysis and molecular weight for C<sub>30</sub>H<sub>25</sub>O<sub>5</sub>P.

**Reaction of 5 Mol of Phenol with 1 Mol of Phosphorus Pentachloride. a.** Phosphorus pentachloride (2.72 g, 13.1 mmol) was added to phenol (6.15 g, 65.5 mmol) at 25° over 5 min. Evolution of HCl was noted; a clear liquid resulted in 10 min. This material was kept 72 hr at 25°; an aliquot was dissolved in CH<sub>2</sub>Cl<sub>2</sub>, and the solution was found to contain one type of <sup>31</sup>P nucleus at +22.7 ppm. The original material was kept 3 hr at 140°, under a stream of N<sub>2</sub>. The resulting material again had the same <sup>31</sup>P nmr signal at +22.8 ppm in CH<sub>2</sub>Cl<sub>2</sub> solution.

**b.** Phenol (5 mol) and PCl<sub>5</sub> (1 mol) were mixed at 25° as before; however, the resulting liquid was analyzed by <sup>31</sup>P nmr spectrometry, in CH<sub>2</sub>Cl<sub>2</sub> solution, *after 10 min*. This fresh solution had one type of <sup>31</sup>P nucleus at +27.7 ppm. When the same material was kept 3 hr at 140° under a stream of N<sub>2</sub>, the same signal at +22.8 ppm (in CH<sub>2</sub>Cl<sub>2</sub>), observed in previous preparations, was observed.

**c.** Phosphorus pentachloride (1.10 g, 0.53 mmol) was added to a solution of phenol (2.49 g, 2.65 mmol) in CH<sub>2</sub>Cl<sub>2</sub> (20 ml). The phenol solution contained also 1 mol equiv of  $\gamma$ -collidine (0.65 g, 0.53 mmol) to determine the effect of trapping some of the HCl being formed. The reagents were mixed at 0° and were kept 0.5 hr at 0°. The solution was allowed to reach 25°; it contained one type of <sup>31</sup>P nucleus at +22.6 ppm.

**Reaction of Phosphorus Pentachloride with Triphenyl Phosphite Following the Procedure of Zhmurova and Kirsanov.<sup>6</sup>** Phosphorus pentachloride (23.4 g, 112 mmol) was added to triphenyl phosphite (34.7 g, 112 mmol) at 25° within 5 min. The exothermic reaction raised the temperature to 70°; the clear solution was kept 12 hr at 25°. An aliquot was dissolved in methylene chloride; it had three <sup>31</sup>P nuclei in the approximate proportions, 1.5:1.3:1.0 at  $\delta^{31}\text{P} + 22.6$  [(C<sub>6</sub>H<sub>5</sub>O)<sub>2</sub>PCl<sub>2</sub>], –217.6 [PCl<sub>5</sub>], and +296.6 ppm [probably (C<sub>6</sub>H<sub>5</sub>O)PCl<sub>2</sub>]<sup>–</sup>H<sup>–</sup>]. The reaction mixture was kept 1 hr at 100° (10 mm) and 3 hr at 150° (10 mm), as had been done by previous investigators. This treatment removed the PCl<sub>5</sub> but left the other two phosphorus-containing compounds.

The main portion of the reaction mixture became a solid at +30°. It was submitted to elemental analysis (Found: C, 49.1; H, 3.4;

(28) (a) F. Ramirez and S. Dershowitz, *J. Org. Chem.*, **22**, 856 (1957); (b) F. Ramirez and S. Dershowitz, *ibid.*, **22**, 1282 (1957); (c) F. Ramirez and S. Dershowitz, *ibid.*, **23**, 778 (1958); (d) F. Ramirez and S. Dershowitz, *J. Am. Chem. Soc.*, **81**, 587 (1959).

(29) (a) F. Ramirez, N. B. Desai, and N. Ramanathan, *Tetrahedron Letters*, 323 (1963); (b) F. Ramirez, A. V. Patwardhan, and C. P. Smith, *J. Org. Chem.*, **30**, 2575 (1965); (c) F. Ramirez, S. B. Bhatia, A. V. Patwardhan, and C. P. Smith, *ibid.*, **32**, 2194 (1967); (d) F. Ramirez and C. P. Smith, *Chem. Commun.*, 662 (1967); (e) F. Ramirez, S. B. Bhatia, A. V. Patwardhan, E. H. Chen, and C. P. Smith, *J. Org. Chem.*, **32**, 20 (1967).

(30) G. H. Birum and G. L. Dever, Abstracts, 135th National Meeting of the American Chemical Society, Chicago, Ill., Sept 1958, p 101P.

(31) (a) V. A. Kukhtin, *Dokl. Akad. Nauk SSSR*, **121**, 466 (1958); (b) K. M. Kirillova and V. A. Kukhtin, *Zh. Obshch. Khim.*, **35**, 544 (1965).

(32) (a) F. Ramirez, A. V. Patwardhan, and C. P. Smith, *J. Org. Chem.*, **30**, 2575 (1965); (b) *ibid.*, **31**, 474 (1966); (c) *ibid.*, **31**, 3159 (1966).

Cl, 25.3) which corresponds to  $(C_6H_5O)_3PCl_2$  contaminated with some unknown material. Zhmurova and Kirsanov<sup>6</sup> regarded this material as pure dichlorotriphenoxyphosphorane (1) and reported for it a melting point of 76–78° but gave no elemental analysis or any other physical properties.

**Reaction of 2 Mol of Phenol with the Product of the Reaction of Phosphorus Pentachloride with Triphenyl Phosphite.** Procedure of Zhmurova and Kirsanov.<sup>6</sup> Phenol (4.5 g, 48.5 mmol) was added at once to the product made from triphenyl phosphite and phosphorus pentachloride as described above (Kirsanov procedure<sup>6</sup>) (6.82 g, 24.2 mmol). The mixture was kept 2 hr at 150° and then was kept 1 hr at 100° (10 mm) and 3 hr at 150° (10 mm). An aliquot was dissolved in methylene chloride; this solution had two <sup>31</sup>P nuclei in the proportion of 3.4:1 at  $\delta^{31}P +22.8 [(C_6H_5O)_3PCl_2]$  and  $+17.5$  ppm (probably triphenyl phosphate). The main portion of the reaction mixture became a solid at 30° and was submitted to elemental analysis (Found: C, 67.6; H, 4.9; Cl, 5.2) which corresponds to a mixture of dichlorotriphenoxyphosphorane and phenol. Zhmurova and Kirsanov<sup>6</sup> assumed that this material was

pentaphenoxyphosphorane (2); they gave its melting point as 80–90°, but provided no elemental analysis or other physical properties.

**Reaction of Phosphorus Pentachloride with an Excess of Triphenyl Phosphite at 25°.** Phosphorus pentachloride was added to an excess of triphenyl phosphite at 25°. The <sup>31</sup>P nmr spectrum of this mixture contained four <sup>31</sup>P nuclei in addition to that of triphenyl phosphite ( $\delta^{31}P -127.5$  ppm) in the following proportions: 3.0:4.0:2.0:1.0 at  $\delta^{31}P +23.0, -176.2, -157.5,$  and  $+296.5$  ppm. There was no  $PCl_3$  in this mixture.

**Chlorination of Triphenyl Phosphite.** Chlorine was bubbled through a solution of triphenyl phosphite in hexane. A colorless precipitate was formed. This was filtered in the absence of moisture and was dissolved in several solvents for measurement of the <sup>31</sup>P nmr shifts. The values are given in the Results section. No suitable crystallization solvent was found for this material. The closest analytical values for  $(C_6H_5O)_3PCl_2$  which could be obtained in this type of preparation were: C, 60.8; H, 4.4.

When this material was treated with 2 molar equiv of phenol, no change in the <sup>31</sup>P nmr shift was noted.

## New Heteroaromatic Compounds. XXX.<sup>1</sup> A Derivative of 10,9-Borathiarophenanthrene<sup>2,3</sup>

Franklin A. Davis<sup>4</sup> and Michael J. S. Dewar

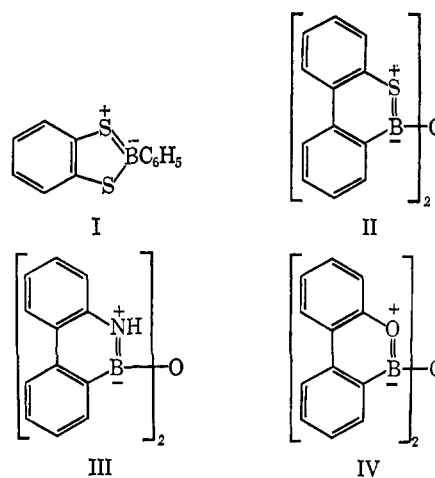
Contribution from the Department of Chemistry, The University of Texas, Austin, Texas 78712. Received January 19, 1968

**Abstract:** Bis(10,9-borathiarophenanthryl) ether has been prepared, this being the first heteroaromatic<sup>5</sup> boron compound containing boron and sulfur in a six-membered aromatic ring. Comparison of its properties with those<sup>4</sup> of the corresponding nitrogen<sup>6</sup> and oxygen<sup>7</sup> compounds shows that the sulfur-containing system is by far the least aromatic.

Previous papers of this series<sup>5–7</sup> have described a novel series of heteroaromatic compounds, isoconjugate with "normal" aromatic systems and derived from them by replacing a pair of adjacent carbon atoms by boron and nitrogen, or boron and oxygen.

In part II,<sup>8</sup> a compound (I) was described in which two carbon atoms of a typical aromatic system, *i.e.*, thianaphthalene, were likewise replaced by boron and sulfur; as yet, however, no compounds have yet been reported in which boron and sulfur form part of a six-membered aromatic ring. We have now prepared a compound of this type, bis(10,9-borathiaro-10-phenanthryl) ether (II) and examined its properties, with a view to establishing its aromaticity relative to that of the isoconjugate nitrogen<sup>6</sup> (III) and oxygen<sup>7</sup> (IV) derivatives.

The synthesis of II followed the same general procedure used<sup>6,7</sup> in the preparation of III or IV. 2-Mercaptobiphenyl<sup>9</sup> (V) reacted with an excess of boron



trichloride to give, presumably, the dichloride VI. This on treatment with aluminum chloride, followed by moist ether, yielded an oil which solidified when washed with petroleum ether (bp 30–60°). Sublimation of the solid gave a white powder, mp 170–171°, identified as II. Attempts to isolate the intermediate chloride VII failed since it was extremely sensitive to hydrolysis.

The petroleum ether used to wash II contained two other compounds, identified as dibenzothiophene (VIII) and tris(2'-mercapto-2-biphenyl)boroxine (IX). The structures of II and IX were established by ele-

(1) Part XXIX: M. J. S. Dewar, R. Jones, and R. H. Logan, Jr., *J. Am. Chem. Soc.*, in press.

(2) This work was supported by a grant from the Robert A. Welch Foundation.

(3) Presented in part at the 154th National Meeting of the American Chemical Society, Chicago, Ill., Sept 1967.

(4) Robert A. Welch Postdoctoral Fellow.

(5) See M. J. S. Dewar, *Progr. Boron Chem.*, **1**, 235 (1964); and R. F. Gould, Ed., *Advances in Chemistry Series*, No. 42, American Chemical Society, Washington, D. C., 1964, p 227.

(6) M. J. S. Dewar, V. P. Kubba, and R. Pettit, *J. Chem. Soc.*, 3073 (1958).

(7) M. J. S. Dewar and R. Dietz, *ibid.*, 1344 (1960).

(8) M. J. S. Dewar, V. P. Kubba, and R. Pettit, *ibid.*, 3076 (1958).

(9) D. D. Emrich and W. E. Truce, *J. Org. Chem.*, **25**, 1103 (1960).